

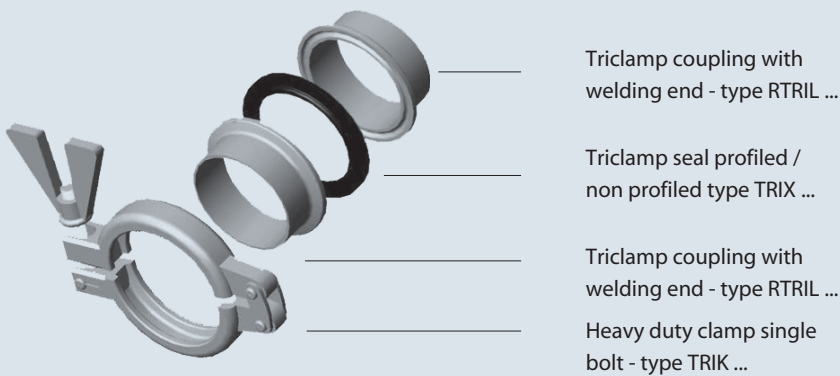
## STANDARD

LMC's Triclamp couplings are quick couplings used in working environments demanding high levels of hygiene; e.g. the food, pharmaceutical, chemical and life science industries. The Triclamp couplings are available in DIN 32676, INCH, IMPERIAL or ISO 1127 standards.

## OPERATION

Triclamp couplings are easily identified by their flange design. The transition from the flange side to the hose side is made by a conical profile. The flange side is used to connect to another flange of the same dimension and standard. Users should ensure that only Triclamp's complying with the same standard are connected together. The Triclamp seal (profiled or non-profiled) is fitted to one of the flanges. The second Triclamp is then brought together with the flange containing the seal. The heavy-duty clamp is applied to the flanges and closed. The coupling can easily be connected, disconnected and reused.

N.B.: Closing the heavy-duty clamp too tightly will alter the mechanical structure of the flange seal. Always use the recommended torque setting of 5 NM.



## FEATURES



1. Lightly-grooved hose shank for assembly with EN 14420-3 RK safety clamps, HRRK or HRP-swage ferrules
2. Bacterial growth is prevented due to the sanitary transition of the inside of the hose shank
3. The rounded end of the hose shank prevents hose damage
4. Low internal Ra value of  $\leq 0.8 \mu\text{m}$  (Ra test report available)
5. Outer diameter in relation with inner flange dimension. No disconnection necessary to define the type of tube system.
6. All sizes are fully vacuum-resistant up to 130°C / 265°F
7. Transition is possible between Triclamp couplings with same flange size/standard, same ID flange side and different hose dimension
8. EN 10204-type 3.1 certificate available on request



## APPLICATION

For food, beverage, chemical, pharmaceutical and life science industry applications, as well as bio-engineering, filter and water treatment technology.

## WORKING PRESSURE

Coupling

ND 10 to ND 50: maximum 16 bar / 230 psi

ND 65 to ND 100: maximum 10 bar / 145 psi

## TEMPERATURE

-30°C / -22°F up to +300°C / 572°F

Hose, coupling, assembly method and seal must be chosen in relation with the desired application and temperature range.

## MATERIAL

### ■ Coupling

Triclamp coupling with hose shank

Stainless steel AISI 316Ti / 1.4571

Polypropylene or reinforced PTFE (on request)

HASTELLOY® C-276 alloy on request

HASTELLOY® is a registered trademark of Haynes International, Inc.

Triclamp coupling with butt weld

Stainless steel AISI 316L - 1.4404

### ■ Seals

DIN 32676: NBR, EPDM, FPM, PTFE, MVQ

INCH: NBR, EPDM, FPM, PTFE

ISO1127: Silicone, EPDM, FPM, GYLON BIO-PRO®

IMPERIAL: NBR, EPDM, FPM, PTFE

Other materials on request

GYLON BIO-PRO® is a registered trademark of Garlock Sealing Technologies



## ASSEMBLY

- Stainless steel RK safety clamps EN 14420-3 / DIN 2817
- Stainless steel HRRK swage ferrules for rubber hoses
- Stainless steel HRP swage ferrules for PTFE hoses
- Butt welding

## RA TEST REPORT

A roughness test report for our standard range of Triclamp couplings is available on request . Ra value (or Roughness average value) is the average of a set of individual measurements of the peaks and troughs of a given surface.

Inner roughness average value (Ra)  $\leq$  0.8  $\mu$ m

Outer roughness average value (Ra)  $\leq$  1.2  $\mu$ m

Inner Ra value of  $\leq$  0.3  $\mu$ m available on request.



## TRICLAMP COUPLINGS



## TRICLAMP COUPLING WITH HOSE SHANK - DIN 32676

Standard	ND	For hose mm	OD Ø flange mm	ID Ø flange mm	ID hose shank mm	Reference
DIN 32676	10	6.0	34.0	10.0	4.0	RTRI0634ID10
DIN 32676	10	8.0	34.0	10.0	5.5	RTRI0834ID10
DIN 32676	10	10.0	34.0	10.0	7.0	RTRI1034ID10
DIN 32676	10	12.0	34.0	10.0	9.0	RTRI1234ID10
DIN 32676	10	20.0	34.0	10.0	15.0	RTRI2034ID10
DIN 32676	10	25.0	34.0	10.0	21.0	RTRI2534ID10
DIN 32676	15	8.0	34.0	16.0	5.5	RTRI0834ID16
DIN 32676	15	10.0	34.0	16.0	7.0	RTRI1034ID16
DIN 32676	15	12.0	34.0	16.0	9.0	RTRI1234ID16
DIN 32676	15	20.0	34.0	16.0	15.0	RTRI2034ID16
DIN 32676	15	25.0	34.0	16.0	21.0	RTRI2534ID16
DIN 32676	20	8.0	34.0	20.0	5.5	RTRI0834ID20
DIN 32676	20	10.0	34.0	20.0	7.0	RTRI1034ID20
DIN 32676	20	12.0	34.0	20.0	9.0	RTRI1234ID20
DIN 32676	20	20.0	34.0	20.0	15.0	RTRI2034ID20
DIN 32676	20	25.0	34.0	20.0	21.0	RTRI2534ID20
DIN 32676	25	12.0	50.5	26.0	9.0	RTRI1250ID26
DIN 32676	25	20.0	50.5	26.0	15.0	RTRI2050ID26
DIN 32676	25	25.0	50.5	26.0	21.0	RTRI2550ID26
DIN 32676	25	32.0	50.5	26.0	28.0	RTRI3250ID26
DIN 32676	25	38.0	50.5	26.0	33.5	RTRI3850ID26
DIN 32676	32	12.0	50.5	32.0	9.0	RTRI1250ID32
DIN 32676	32	20.0	50.5	32.0	15.0	RTRI2050ID32
DIN 32676	32	25.0	50.5	32.0	21.0	RTRI2550ID32
DIN 32676	32	32.0	50.5	32.0	28.0	RTRI3250ID32
DIN 32676	32	38.0	50.5	32.0	33.5	RTRI3850ID32
DIN 32676	40	12.0	50.5	38.0	9.0	RTRI1250ID38
DIN 32676	40	20.0	50.5	38.0	15.0	RTRI2050ID38
DIN 32676	40	25.0	50.5	38.0	21.0	RTRI2550ID38
DIN 32676	40	32.0	50.5	38.0	28.0	RTRI3250ID38
DIN 32676	40	38.0	50.5	38.0	33.5	RTRI3850ID38
DIN 32676	40	38.0	50.5	38.0	33.5	RTRI3850ID38
DIN 32676	50	38.0	64.0	50.0	33.5	RTRI3864ID50
DIN 32676	50	50.0	64.0	50.0	43.5	RTRI5064ID50
DIN 32676	65	63.0	91.0	66.0	58.5	RTRI6391ID66
DIN 32676	65	75.0	91.0	66.0	70.5	RTRI7591ID66
DIN 32676	80	75.0	106.0	81.0	70.5	RTRI75106ID81
DIN 32676	80	100.0	106.0	81.0	94.0	RTRI100106ID81
DIN 32676	100	100.0	119.0	100.0	94.0	RTRI100119ID100



Assembly: RK safety clamps complying with EN 14420-3 / DIN 2817 in stainless steel  
HRRK swage ferrules  
HRP swage ferrules

Material: stainless steel AISI 316Ti / 1.4571  
Corresponding pipe system DIN 11866 series A  
Other dimensions on request available

# TRICLAMP COUPLINGS



## TRICLAMP COUPLING WITH HOSE SHANK - INCH

Standard	Inch	For hose mm	OD Ø flange mm	ID Ø flange mm	ID hose shank mm	Reference
INCH	1/2"	12.0	25.0	9.40	9.0	RTRI1225ID9.4
INCH	3/4"	20.0	25.0	15.75	15.0	RTRI2025ID15.8
INCH	1"	25.0	50.5	22.90	21.0	RTRI2550ID22.9
INCH	1"	32.0	50.5	22.90	28.0	RTRI3250ID22.9
INCH	1"	38.0	50.5	22.90	33.5	RTRI3850ID22.9
INCH	1 1/2"	25.0	50.5	35.10	21.0	RTRI2550ID35.1
INCH	1 1/2"	32.0	50.5	35.10	28.0	RTRI3250ID35.1
INCH	1 1/2"	38.0	50.5	35.10	33.5	RTRI3850ID35.1
INCH	2"	38.0	64.0	47.80	33.5	RTRI3864ID47.8
INCH	2"	50.0	64.0	47.80	43.5	RTRI5064ID47.8
INCH	2 1/2"	50.0	77.5	60.50	43.5	RTRI5077ID60.5
INCH	2 1/2"	63.0	77.5	60.50	58.5	RTRI6377ID60.5
INCH	3"	63.0	91.0	72.10	58.5	RTRI6391ID72.1
INCH	3"	75.0	91.0	72.10	70.5	RTRI7591ID72.1
INCH	4"	100.0	119.0	97.60	94.0	RTRI100119ID97.6



Assembly: RK safety clamps in stainless steel  
 HRRK swage ferrules  
 HRP swage ferrules  
 Material: stainless steel AISI 316Ti / 1.4571  
 Corresponding pipe system DIN 11850, Inch  
 Other dimensions on request available

## TRICLAMP COUPLING WITH HOSE SHANK - IMPERIAL

Standard	Inch	For hose mm	OD Ø flange mm	ID Ø flange mm	ID hose shank mm	Reference
IMPERIAL	1/2"	12.0	25.0	9.40	9.0	RTRI1225ID9.5
IMPERIAL	3/4"	20.0	25.0	15.75	15.0	RTRI2025ID15.75
IMPERIAL	1"	25.0	50.5	22.10	21.0	RTRI2550ID22.2
IMPERIAL	1"	32.0	50.5	22.10	28.0	RTRI3250ID22.2
IMPERIAL	1"	38.0	50.5	22.10	33.5	RTRI3850ID22.2
IMPERIAL	1 1/2"	25.0	50.5	34.80	21.0	RTRI2550ID34.9
IMPERIAL	1 1/2"	32.0	50.5	34.80	28.0	RTRI3250ID34.9
IMPERIAL	1 1/2"	38.0	50.5	34.80	33.5	RTRI3850ID34.9
IMPERIAL	2"	38.0	64.0	47.50	33.5	RTRI3864ID47.6
IMPERIAL	2"	50.0	64.0	47.50	43.5	RTRI5064ID47.6
IMPERIAL	2 1/2"	50.0	77.5	60.20	43.5	RTRI5077ID60.3
IMPERIAL	2 1/2"	63.0	77.5	60.20	58.5	RTRI6377ID60.3
IMPERIAL	3"	50.0	91.0	72.90	43.5	RTRI5091ID73.0
IMPERIAL	3"	63.0	91.0	72.90	58.5	RTRI6391ID73.0
IMPERIAL	3"	75.0	91.0	72.90	70.5	RTRI7591ID73.0
IMPERIAL	4"	100.0	119.0	97.38	94.0	RTRI100119ID97.6



Assembly: RK safety clamps in stainless steel  
 HRRK swage ferrules  
 HRP swage ferrules  
 Material: stainless steel AISI 316Ti / 1.4571  
 Corresponding pipe system DIN 11866 series C  
 Other dimensions on request available



# TRICLAMP COUPLINGS

## TRICLAMP COUPLING WITH HOSE SHANK - ISO 1127

Standard	ND	For hose mm	OD Ø flange mm	ID Ø flange mm	ID hose shank mm	Reference
ISO 1127	8	8.0	34.0	10.3	5.5	RTRI0834ID10.3
ISO 1127	8	10.0	34.0	10.3	7.0	RTRI1034ID10.3
ISO 1127	8	12.0	34.0	10.3	9.0	RTRI1234ID10.3
ISO 1127	8	20.0	34.0	10.3	15.0	RTRI2034ID10.3
ISO 1127	8	25.0	34.0	10.3	21.0	RTRI2534ID10.3
ISO 1127	10	8.0	34.0	14.0	5.5	RTRI0834ID14.0
ISO 1127	10	10.0	34.0	14.0	7.0	RTRI1034ID14.0
ISO 1127	10	12.0	34.0	14.0	9.0	RTRI1234ID14.0
ISO 1127	10	20.0	34.0	14.0	15.0	RTRI2034ID14.0
ISO 1127	10	25.0	34.0	14.0	21.0	RTRI2534ID14.0
ISO 1127	15	8.0	34.0	18.1	5.5	RTRI0834ID18.1
ISO 1127	15	10.0	34.0	18.1	7.0	RTRI1034ID18.1
ISO 1127	15	12.0	34.0	18.1	9.0	RTRI1234ID18.1
ISO 1127	15	20.0	34.0	18.1	15.0	RTRI2034ID18.1
ISO 1127	15	25.0	34.0	18.1	21.0	RTRI2534ID18.1
ISO 1127	20	12.0	50.5	23.7	9.0	RTRI1250ID23.7
ISO 1127	20	20.0	50.5	23.7	15.0	RTRI2050ID23.7
ISO 1127	20	25.0	50.5	23.7	21.0	RTRI2550ID23.7
ISO 1127	20	32.0	50.5	23.7	28.0	RTRI3250ID23.7
ISO 1127	20	38.0	50.5	23.7	33.5	RTRI3850ID23.7
ISO 1127	25	12.0	50.5	29.7	9.0	RTRI1250ID29.7
ISO 1127	25	20.0	50.5	29.7	15.0	RTRI2050ID29.7
ISO 1127	25	25.0	50.5	29.7	21.0	RTRI2550ID29.7
ISO 1127	25	32.0	50.5	29.7	28.0	RTRI3250ID29.7
ISO 1127	25	38.0	50.5	29.7	33.5	RTRI3850ID29.7
ISO 1127	32	12.0	50.5	38.4	9.0	RTRI1250ID38.4
ISO 1127	32	20.0	50.5	38.4	15.0	RTRI2050ID38.4
ISO 1127	32	25.0	50.5	38.4	21.0	RTRI2550ID38.4
ISO 1127	32	32.0	50.5	38.4	28.0	RTRI3250ID38.4
ISO 1127	32	38.0	50.5	38.4	33.5	RTRI3850ID38.4
ISO 1127	40	38.0	64.0	44.3	33.5	RTRI3864ID44.3
ISO 1127	40	50.0	64.0	44.3	43.5	RTRI5064ID44.3
ISO 1127	50	50.0	77.5	56.3	43.5	RTRI5077ID56.3
ISO 1127	50	63.0	77.5	56.3	58.5	RTRI6377ID56.3
ISO 1127	65	63.0	91.0	72.1	58.5	RTRI6391ID72.1
ISO 1127	65	75.0	91.0	72.1	70.5	RTRI7591ID72.1
ISO 1127	80	75.0	106.0	84.3	70.5	RTRI75106ID84.3
ISO 1127	80	100.0	106.0	84.3	94.0	RTRI100106ID84.3
ISO 1127	100	100.0	130.0	109.7	94.0	RTRI100130ID109.7



Assembly: RK safety clamps in stainless steel  
 HRRK swage ferrules  
 HRP swage ferrules  
 Material: stainless steel AISI 316Ti / 1.4571  
 Corresponding pipe system DIN 11866 series B  
 Other dimensions on request available



# TRICLAMP COUPLINGS



## TRICLAMP COUPLING WITH BUTT WELDING END

Standard	ND / Inch	OD tube mm	ID tube mm	OD flange mm	Reference
DIN 32676	10	13.0	10.0	34.0	RTRIL10DIN
DIN 32676	15	19.0	16.0	34.0	RTRIL15DIN
DIN 32676	20	23.0	20.0	34.0	RTRIL20DIN
DIN 32676	25	29.0	26.0	50.5	RTRIL25DIN
DIN 32676	32	35.0	32.0	50.5	RTRIL25DIN
DIN 32676	40	41.0	38.0	50.5	RTRIL40DIN
DIN 32676	50	53.0	50.0	64.0	RTRIL50DIN

INCH	1/2"	12.7	9.4	25.0	RTRIL12INCH
INCH	3/4"	19.0	15.75	25.0	RTRIL19INCH
INCH	1"	25.4	22.9	50.5	RTRIL25INCH
INCH	1.1/4"	32.0	29.0	50.5	RTRIL32INCH
INCH	1.1/2"	38.1	35.1	50.5	RTRIL40INCH
INCH	2"	50.8	47.8	64.0	RTRIL50INCH
INCH	2.1/2"	63.5	60.5	77.5	RTRIL65INCH
INCH	3"	76.2	72.1	91.0	RTRIL80INCH
INCH	4"	101.6	97.6	119.0	RTRIL100INCH

IMPERIAL	1/2"	12.7	9.4	25.0	RTRIL12IMP
IMPERIAL	3/4"	19.05	15.75	25.0	RTRIL19IMP
IMPERIAL	1"	25.4	22.1	50.5	RTRIL25IMP
IMPERIAL	1.1/2"	38.1	34.8	50.5	RTRIL40IMP
IMPERIAL	2"	50.8	47.5	64.0	RTRIL50IMP
IMPERIAL	2.1/2"	63.5	60.2	77.5	RTRIL65IMP
IMPERIAL	3"	76.2	72.9	91.0	RTRIL80IMP
IMPERIAL	4"	101.6	97.38	119.0	RTRIL100IMP

ISO 1127	8	13.5	10.3	34.0	RTRIL08ISO
ISO 1127	10	17.2	14.0	34.0	RTRIL10ISO
ISO 1127	15	21.3	18.1	34.0	RTRIL15ISO
ISO 1127	20	26.9	23.7	50.5	RTRIL20ISO
ISO 1127	25	33.7	29.7	50.5	RTRIL25ISO
ISO 1127	32	42.4	38.4	50.5	RTRIL32ISO
ISO 1127	40	48.3	44.3	64.0	RTRIL40ISO
ISO 1127	50	60.3	56.3	77.5	RTRIL50ISO



Assembly: welding

Material: stainless steel AISI 316L - 1.4404

stainless steel AIS 316Ti - 1.4501 on request

Other dimensions on request available

\*Long butt welding Triclamp available on request

# TRICLAMP COUPLINGS



## HEAVY DUTY CLAMP SINGLE BOLT

For flange mm	Material	Reference
25.0	Stainless steel AISI 316 - 1.4401	TRIK025
34.0	Stainless steel AISI 316 - 1.4401	TRIK034
50.5	Stainless steel AISI 316 - 1.4401	TRIK050
64.0	Stainless steel AISI 316 - 1.4401	TRIK064
77.5	Stainless steel AISI 316 - 1.4401	TRIK077
91.0	Stainless steel AISI 316 - 1.4401	TRIK091
106.0	Stainless steel AISI 316 - 1.4401	TRIK106
119.0	Stainless steel AISI 316 - 1.4401	TRIK119
130.0	Stainless steel AISI 316 - 1.4401	TRIK130

Other dimensions on request available



## SOLID END CAP

Flange mm	Height mm	Material	Reference
25.0	4.7	Stainless steel AISI 316L - .4404	TRIP025
34.0	6.0	Stainless steel AISI 316L - 1.4404	TRIP034
50.5	6.0	Stainless steel AISI 316L - 1.4404	TRIP050
64.0	6.0	Stainless steel AISI 316L - 1.4404	TRIP064
77.5	6.0	Stainless steel AISI 316L - 1.4404	TRIP077
91.0	7.0	Stainless steel AISI 316L - 1.4404	TRIP091
106.0	8.0	Stainless steel AISI 316L - 1.4404	TRIP106
119.0	8.0	Stainless steel AISI 316L - 1.4404	TRIP119
130.0	8.0	Stainless steel AISI 316L - 1.4404	TRIP130

Other dimensions on request available



## TRICLAMP COUPLINGS



## SEALS - DIN 32676

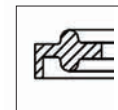
Standard	ND	For flange mm	ID Ø mm	Material	Colour	Profiled / Non-profiled	Reference
DIN 32676	10	34.0	10.2	NBR	Black	Profiled	TRIXB034.0X10.2P
DIN 32676	15	34.0	16.2	NBR	Black	Profiled	TRIXB034.0X16.2P
DIN 32676	20	34.0	20.2	NBR	Black	Profiled	TRIXB034.0X20.2P
DIN 32676	25	50.5	26.2	NBR	Black	Profiled	TRIXB050.5X26.2P
DIN 32676	32	50.5	32.2	NBR	Black	Profiled	TRIXB050.5X32.2P
DIN 32676	40	50.5	38.2	NBR	Black	Profiled	TRIXB050.5X38.2P
DIN 32676	50	64.0	50.2	NBR	Black	Profiled	TRIXB064.0X50.2P
DIN 32676	65	91.0	66.2	NBR	Black	Profiled	TRIXB091.0X66.2P
DIN 32676	80	106.0	81.2	NBR	Black	Profiled	TRIXB106.0X81.2P
DIN 32676	100	119.0	100.2	NBR	Black	Profiled	TRIXB119.0X100.2P

DIN 32676	10	34.0	10.2	EPDM	Black	Profiled	TRIXE034.0X10.2P
DIN 32676	15	34.0	16.2	EPDM	Black	Profiled	TRIXE034.0X16.2P
DIN 32676	20	34.0	20.2	EPDM	Black	Profiled	TRIXE034.0X20.2P
DIN 32676	25	50.5	26.2	EPDM	Black	Profiled	TRIXE050.5X26.2P
DIN 32676	32	50.5	32.2	EPDM	Black	Profiled	TRIXE050.5X32.2P
DIN 32676	40	50.5	38.2	EPDM	Black	Profiled	TRIXE050.5X38.2P
DIN 32676	50	64.0	50.2	EPDM	Black	Profiled	TRIXE064.0X50.2P
DIN 32676	65	91.0	66.2	EPDM	Black	Profiled	TRIXE091.0X66.2P
DIN 32676	80	106.0	81.2	EPDM	Black	Profiled	TRIXE106.0X81.2P
DIN 32676	100	119.0	100.2	EPDM	Black	Profiled	TRIXE119.0X100.2P

DIN 32676	10	34.0	10.2	FPM	Green	Profiled	TRIXV034.0X10.2P
DIN 32676	15	34.0	16.2	FPM	Green	Profiled	TRIXV034.0X16.2P
DIN 32676	20	34.0	20.2	FPM	Green	Profiled	TRIXV034.0X20.2P
DIN 32676	25	50.5	26.2	FPM	Green	Profiled	TRIXV050.5X26.2P
DIN 32676	32	50.5	32.2	FPM	Green	Profiled	TRIXV050.5X32.2P
DIN 32676	40	50.5	38.2	FPM	Green	Profiled	TRIXV050.5X38.2P
DIN 32676	50	64.0	50.2	FPM	Green	Profiled	TRIXV064.0X50.2P
DIN 32676	65	91.0	66.2	FPM	Green	Profiled	TRIXV091.0X66.2P
DIN 32676	80	106.0	81.2	FPM	Green	Profiled	TRIXV106.0X81.2P
DIN 32676	100	119.0	100.2	FPM	Green	Profiled	TRIXV119.0X100.2P

DIN 32676	10	34.0	10.2	PTFE	White	Profiled	TRIXP034.0X10.2P
DIN 32676	15	34.0	16.2	PTFE	White	Profiled	TRIXP034.0X16.2P
DIN 32676	20	34.0	20.2	PTFE	White	Profiled	TRIXP034.0X20.2P
DIN 32676	25	50.5	26.2	PTFE	White	Profiled	TRIXP050.5X26.2P
DIN 32676	32	50.5	32.2	PTFE	White	Profiled	TRIXP050.5X32.2P
DIN 32676	40	50.5	38.2	PTFE	White	Profiled	TRIXP050.5X38.2P
DIN 32676	50	64.0	50.2	PTFE	White	Profiled	TRIXP064.0X50.2P
DIN 32676	65	91.0	66.2	PTFE	White	Profiled	TRIXP091.0X66.2P
DIN 32676	80	106.0	81.2	PTFE	White	Profiled	TRIXP106.0X81.2P
DIN 32676	100	119.0	100.2	PTFE	White	Profiled	TRIXS119.0X100.2P

DIN 32676	10	34.0	10.2	MVQ	Red	Profiled	TRIXS034.0X10.2P
DIN 32676	15	34.0	16.2	MVQ	Red	Profiled	TRIXS034.0X16.2P
DIN 32676	20	34.0	20.2	MVQ	Red	Profiled	TRIXS034.0X20.2P
DIN 32676	25	50.5	26.2	MVQ	Red	Profiled	TRIXS050.5X26.2P
DIN 32676	32	50.5	32.2	MVQ	Red	Profiled	TRIXS050.5X32.2P
DIN 32676	40	50.5	38.2	MVQ	Red	Profiled	TRIXS050.5X38.2P
DIN 32676	50	64.0	50.2	MVQ	Red	Profiled	TRIXS064.0X50.2P
DIN 32676	65	91.0	66.2	MVQ	Red	Profiled	TRIXS091.0X66.2P
DIN 32676	80	106.0	81.2	MVQ	Red	Profiled	TRIXS106.0X81.2P
DIN 32676	100	119.0	100.2	MVQ	Red	Profiled	TRIXS119.0X100.2P



Profiled



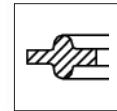


## TRICLAMP COUPLINGS



## SEALS - INCH

Standard	Inch	For flange mm	ID Ø mm	Material	Colour	Profiled / Non-profiled	Reference
INCH	1"	50.5	22.9	NBR	Black red dotted	Non-profiled	TRIXB050.5X22.9
INCH	1.1/2"	50.5	35.1	NBR	Black red dotted	Non-profiled	TRIXB050.5X35.1
INCH	2"	64.0	47.8	NBR	Black red dotted	Non-profiled	TRIXB064.0X47.8
INCH	2.1/2"	77.5	60.5	NBR	Black red dotted	Non-profiled	TRIXB077.5X60.5
INCH	3"	91.0	72.1	NBR	Black red dotted	Non-profiled	TRIXB091.0X72.1
INCH	4"	119.0	97.6	NBR	Black red dotted	Non-profiled	TRIXB119.0X97.6
INCH	1/2"	25.0	9.4	EPDM	Black green dotted	Non-profiled	TRIXE025.0X9.4
INCH	3/4"	25.0	15.8	EPDM	Black green dotted	Non-profiled	TRIXE025.0X15.8
INCH	1"	50.5	22.9	EPDM	Black green dotted	Non-profiled	TRIXE050.5X22.9
INCH	1.1/2"	50.5	35.1	EPDM	Black green dotted	Non-profiled	TRIXE050.5X35.1
INCH	2"	64.0	47.8	EPDM	Black green dotted	Non-profiled	TRIXE064.0X47.8
INCH	2.1/2"	77.5	60.5	EPDM	Black green dotted	Non-profiled	TRIXE077.5X60.5
INCH	3"	91.0	72.1	EPDM	Black green dotted	Non-profiled	TRIXE091.0X72.1
INCH	4"	119.0	97.6	EPDM	Black green dotted	Non-profiled	TRIXE119.0X97.6
INCH	1/2"	25.0	9.4	FPM	Green	Non-profiled	TRIXV025.0X9.4
INCH	3/4"	25.0	15.8	FPM	Green	Non-profiled	TRIXV025.0X15.8
INCH	1"	50.5	22.9	FPM	Green	Non-profiled	TRIXV050.5X22.9
INCH	1.1/2"	50.5	35.1	FPM	Green	Non-profiled	TRIXV050.5X35.1
INCH	2"	64.0	47.8	FPM	Green	Non-profiled	TRIXV064.0X47.8
INCH	2.1/2"	77.5	60.5	FPM	Green	Non-profiled	TRIXV077.5X60.5
INCH	3"	91.0	72.1	FPM	Green	Non-profiled	TRIXV091.0X72.1
INCH	4"	119.0	97.6	FPM	Green	Non-profiled	TRIXV119.0X97.6
INCH	1/2"	25.0	9.4	PTFE	White	Non-profiled	TRIXP025.0X9.4
INCH	3/4"	25.0	15.8	PTFE	White	Non-profiled	TRIXP025.0X15.8
INCH	1"	50.5	22.9	PTFE	White	Non-profiled	TRIXP050.5X22.9
INCH	1.1/2"	50.5	35.1	PTFE	White	Non-profiled	TRIXP050.5X35.1
INCH	2"	64.0	47.8	PTFE	White	Non-profiled	TRIXP064.0X47.8
INCH	2.1/2"	77.5	60.5	PTFE	White	Non-profiled	TRIXP077.5X60.5
INCH	3"	91.0	72.1	PTFE	White	Non-profiled	TRIXP091.0X72.1
INCH	4"	119.0	97.6	PTFE	White	Non-profiled	TRIXP119.0X97.6



Non-profiled



Colours are subject to change without prior notice.

## TRICLAMP COUPLINGS



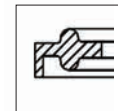
## SEALS - ISO 1127

Standard	ND	For flange mm	ID Ø mm	Material	Colour	Profiled / Non-profiled	Reference
ISO 1127	8	34.0	10.2	Silicone	Translucent	Profiled	TRIXS034.0X10.2P
ISO 1127	10	34.0	14.2	Silicone	Translucent	Profiled	TRIXS034.0X14.2P
ISO 1127	15	34.0	18.3	Silicone	Translucent	Profiled	TRIXS034.0X18.3P
ISO 1127	20	50.5	23.9	Silicone	Translucent	Profiled	TRIXS050.5X23.9P
ISO 1127	25	50.5	29.9	Silicone	Translucent	Profiled	TRIXS050.5X29.9P
ISO 1127	32	50.5	38.6	Silicone	Translucent	Profiled	TRIXS050.5X38.6P
ISO 1127	40	64.0	44.5	Silicone	Translucent	Profiled	TRIXS064.0X44.5P
ISO 1127	50	77.5	56.5	Silicone	Translucent	Profiled	TRIXS077.5X56.5P
ISO 1127	65	91.0	72.3	Silicone	Translucent	Profiled	TRIXS091.0X72.3P
ISO 1127	80	106.0	85.1	Silicone	Translucent	Profiled	TRIXS106.0X85.1P
ISO 1127	100	130.0	110.5	Silicone	Translucent	Profiled	TRIXS130.0X110.5P

ISO 1127	8	34.0	10.2	EPDM	Black	Profiled	TRIXE034.0X10.2P
ISO 1127	10	34.0	14.2	EPDM	Black	Profiled	TRIXE034.0X14.2P
ISO 1127	15	34.0	18.3	EPDM	Black	Profiled	TRIXE034.0X18.3P
ISO 1127	20	50.5	23.9	EPDM	Black	Profiled	TRIXE050.5X23.9P
ISO 1127	25	50.5	29.9	EPDM	Black	Profiled	TRIXE050.5X29.9P
ISO 1127	32	50.5	38.6	EPDM	Black	Profiled	TRIXE050.5X38.6P
ISO 1127	40	64.0	44.5	EPDM	Black	Profiled	TRIXE064.0X44.5P
ISO 1127	50	77.5	56.5	EPDM	Black	Profiled	TRIXE077.5X56.5P
ISO 1127	65	91.0	72.3	EPDM	Black	Profiled	TRIXE091.0X72.3P
ISO 1127	80	106.0	85.1	EPDM	Black	Profiled	TRIXE106.0X85.1P
ISO 1127	100	130.0	110.5	EPDM	Black	Profiled	TRIXE130.0X110.5P

ISO 1127	8	34.0	10.2	FPM	White or black	Profiled	TRIXV034.0X10.2P
ISO 1127	10	34.0	14.2	FPM	White or black	Profiled	TRIXV034.0X14.2P
ISO 1127	15	34.0	18.3	FPM	White or black	Profiled	TRIXV034.0X18.3P
ISO 1127	20	50.5	23.9	FPM	White or black	Profiled	TRIXV050.5X23.9P
ISO 1127	25	50.5	29.9	FPM	White or black	Profiled	TRIXV050.5X29.9P
ISO 1127	32	50.5	38.6	FPM	White or black	Profiled	TRIXV050.5X38.6P
ISO 1127	40	64.0	44.5	FPM	White or black	Profiled	TRIXV064.0X44.5P
ISO 1127	50	77.5	56.5	FPM	White or black	Profiled	TRIXV077.5X56.5P
ISO 1127	65	91.0	72.3	FPM	White or black	Profiled	TRIXV091.0X72.3P
ISO 1127	80	106.0	85.1	FPM	White or black	Profiled	TRIXV106.0X85.1P
ISO 1127	100	130.0	110.5	FPM	White or black	Profiled	TRIXV130.0X110.5P

ISO 1127	8	34.0	10.2	BIO-PRO®	Blue	Profiled	TRIXBP034.0X10.2P
ISO 1127	10	34.0	14.2	BIO-PRO®	Blue	Profiled	TRIXBP034.0X14.2P
ISO 1127	15	34.0	18.3	BIO-PRO®	Blue	Profiled	TRIXBP034.0X18.3P
ISO 1127	20	50.5	23.9	BIO-PRO®	Blue	Profiled	TRIXBP050.5X23.9P
ISO 1127	25	50.5	29.9	BIO-PRO®	Blue	Profiled	TRIXBP050.5X29.9P
ISO 1127	32	50.5	38.6	BIO-PRO®	Blue	Profiled	TRIXBP050.5X38.6P
ISO 1127	40	64.0	44.5	BIO-PRO®	Blue	Profiled	TRIXBP064.0X44.5P
ISO 1127	50	77.5	56.5	BIO-PRO®	Blue	Profiled	TRIXBP077.5X56.5P
ISO 1127	65	91.0	72.3	BIO-PRO®	Blue	Profiled	TRIXBP091.0X72.3P
ISO 1127	80	106.0	85.1	BIO-PRO®	Blue	Profiled	TRIXBP106.0X85.1P
ISO 1127	100	130.0	110.5	BIO-PRO®	Blue	Profiled	TRIXBP130.0X110.5P



Profiled



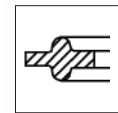
Colours are subject to change without prior notice.  
 GYLON BIO-PRO® is a registered trademark of Garlock Sealing Technologies.

## TRICLAMP COUPLINGS



## SEALS - IMPERIAL

Standard	Inch	For flange mm	ID Ø mm	Material	Colour	Profiled / Non-profiled	Reference
IMPERIAL	1"	50.5	22.9	NBR	Black	Non-profiled	TRIXB050.5X22.9
IMPERIAL	1.1/2"	50.5	35.6	NBR	Black	Non-profiled	TRIXB050.5X35.6
IMPERIAL	2.1/2"	77.5	60.2	NBR	Black	Non-profiled	TRIXB077.5X60.2
IMPERIAL	3"	91.0	73.3	NBR	Black	Non-profiled	TRIXB09.0X73.3
IMPERIAL	4"	119.0	97.8	NBR	Black	Non-profiled	TRIXB119.0X97.8
IMPERIAL	1"	50.5	22.9	EPDM	Black	Non-profiled	TRIXE050.5X22.9
IMPERIAL	1.1/2"	50.5	35.6	EPDM	Black	Non-profiled	TRIXE050.5X35.6
IMPERIAL	2"	64.0	48.0	EPDM	Black	Non-profiled	TRIXE064X48.0
IMPERIAL	2.1/2"	77.5	60.2	EPDM	Black	Non-profiled	TRIXE077.5X60.2
IMPERIAL	3"	91.0	73.3	EPDM	Black	Non-profiled	TRIXE091X73.3
IMPERIAL	1"	50.5	22.9	PTFE	White	Non-profiled	TRIXP050.5X22.9
IMPERIAL	1.1/2"	50.5	35.6	PTFE	White	Non-profiled	TRIXP050.5X35.6
IMPERIAL	2"	64.0	48.0	PTFE	White	Non-profiled	TRIXP064X48.0
IMPERIAL	2.1/2"	77.5	60.2	PTFE	White	Non-profiled	TRIXP077.5X60.2
IMPERIAL	3"	91.0	73.3	PTFE	White	Non-profiled	TRIXP091X73.3
IMPERIAL	4"	119.0	97.8	PTFE	White	Non-profiled	TRIXP119X97.8
IMPERIAL	1"	50.5	22.9	FPM	Black	Non-profiled	TRIXV050.5X22.9
IMPERIAL	1 1/2"	50.5	35.6	FPM	Black	Non-profiled	TRIXV050.5X35.6
IMPERIAL	2"	64.0	48.0	FPM	Black	Non-profiled	TRIXV064X48.0
IMPERIAL	2 1/2"	77.5	60.2	FPM	Black	Non-profiled	TRIXV077.5X60.2
IMPERIAL	3"	91.0	73.3	FPM	Black	Non-profiled	TRIXV091X73.3
IMPERIAL	4"	119.0	97.8	FPM	Black	Non-profiled	TRIXV119X97.8



Non-profiled

Colours are subject to change without prior notice.



